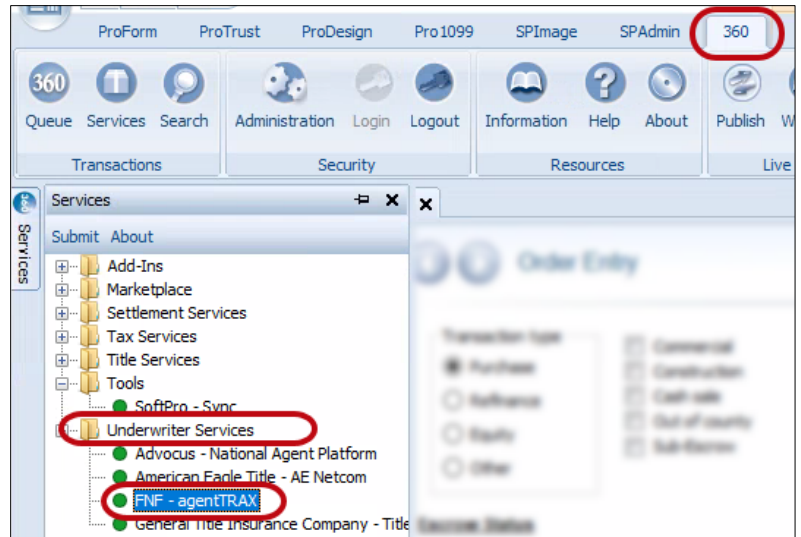


Using the Buyer/Seller contact information entered in your order, the AgentTRAX ionFRAUD application performs an ID verification to assist with identifying potential fraud.

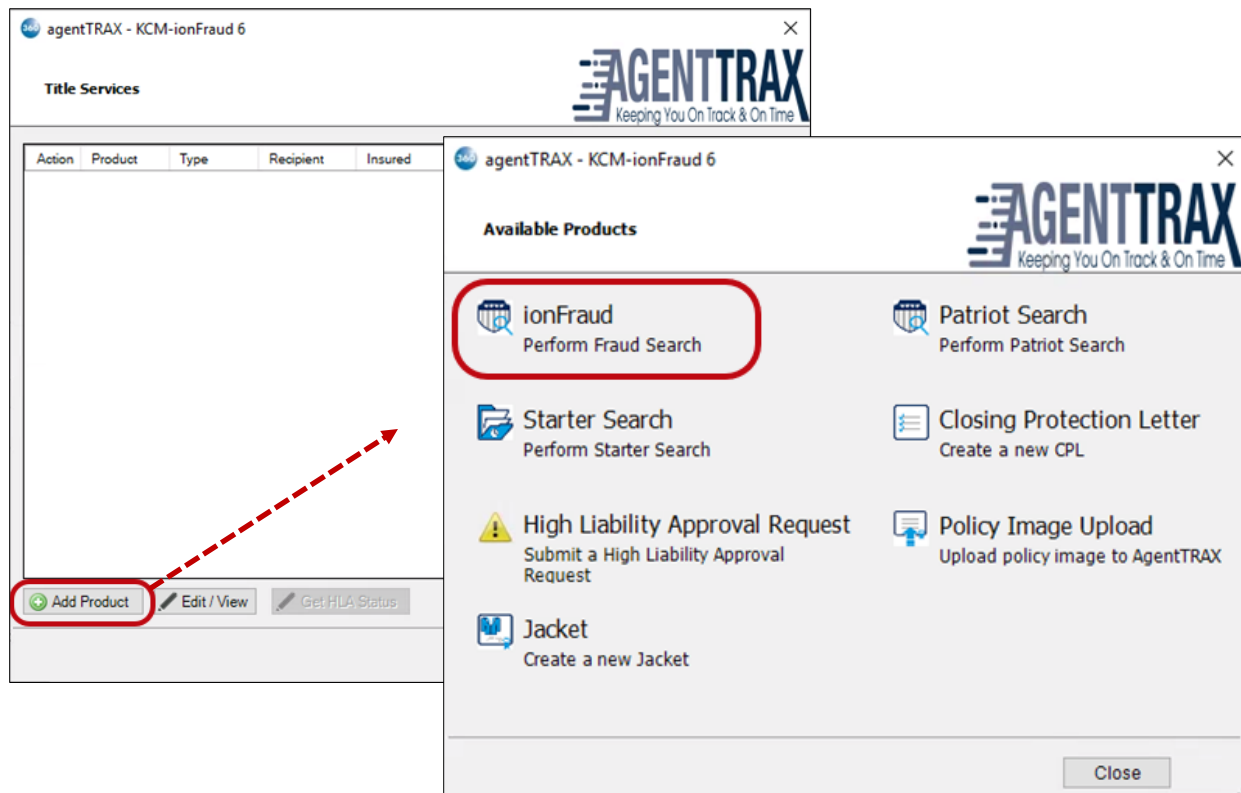
### Submitting a Verification Request

1. From the **360** ribbon, click the **Services** button
2. Click the **Underwriter Services** folder to expand
3. Double-click the **FNF – AgentTRAX** entry

**NOTE:** If your order is open/active, the **Title Services** window displays otherwise you are prompted to select/enter an order.



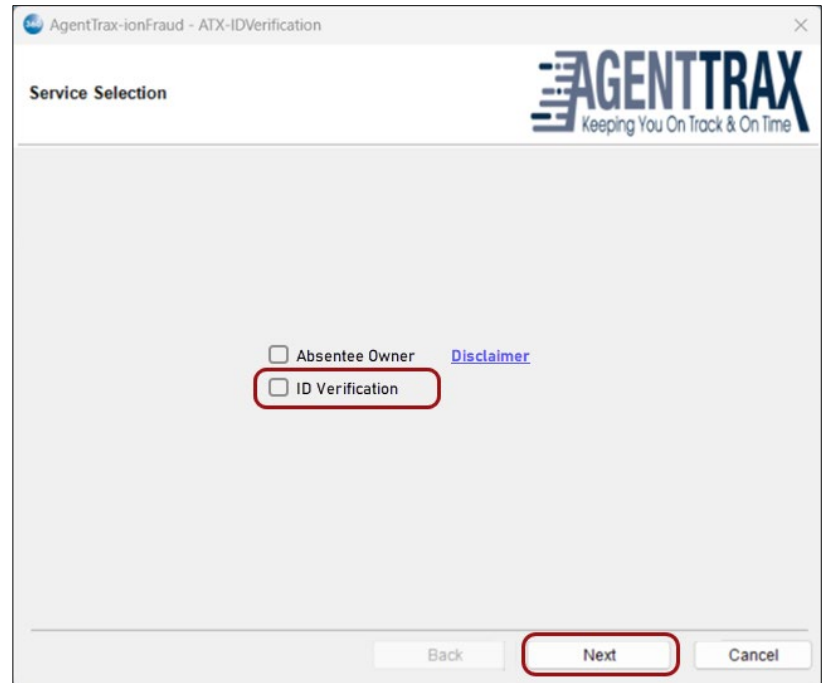
4. From the **Title Services** window, click the **Add Product** button
5. Select **ionFraud** from the **Available Products**



## Requesting ID Verification with ionFRAUD

From the **Service Selection** window,

6. Check the **ID Verification** check box
7. Click the **Next** button

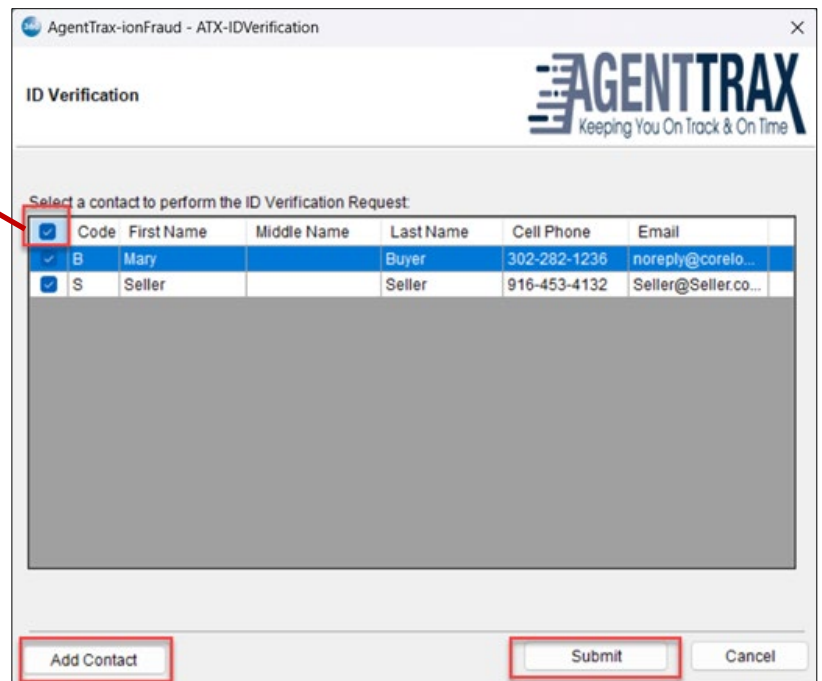


The **ID Verification** window pulls the Buyer and Seller Contact information from your Select order.

8. Check the corresponding check box for each party you wish to verify; use the **Check All** check box to select all parties

The **First Name**, **Last Name** and **Cell Phone** field entries are required to submit a search.

**IMPORTANT:** Contacts may be added or edited here but the information is **not** written back to your Softpro Select Order.



Code	First Name	Middle Name	Last Name	Cell Phone	Email
B	Mary		Buyer	302-282-1236	noreply@corelo...
S	Seller		Seller	916-453-4132	Seller@Seller.co...

9. Click the **Submit** button

10. Click the **OK** button when the successful submission message is displayed

The **360 Queue** shows the submitted request with the **Status** as **In Progress**.

Queue												
Next Step		Views: Active Order	Filter: All Providers									
Provider	Service	Status	Linked Order	Linked Profile	Created By	Created On	Category	Description	Event	Contact	Sub Product	Transaction Number
FNF	ionFraud	In Progress	ATX-IDVerification	Default	Nisha Bora	10/17/2024 2:19 PM	Underwrite...			S - Seller Seller	IDVerification	410060-70-241017-297167
FNF	ionFraud	In Progress	ATX-IDVerification	Default	Nisha Bora	10/17/2024 2:19 PM	Underwrite...			B - Mary Buyer	IDVerification	410060-70-241017-297166

### Receiving the Completed Verification

Once the data is received, the **Status** updates to **Ready** and the data can now be accepted into your order.

From the **360 Queue**,

1. Select the corresponding transaction
2. Click the **Next Step** button

Queue												
Next Step		Views: All Transaction	Filter: All Providers									
Provider	Service	Status	Linked Order	Linked Profile	Created By	Created On	Category	Description	Event	Contact	Sub Product	Transaction Number
FNF	ionFraud	Ready	10212023test3	Default	Nisha Bora	10/2						
SmartView	Order	Completed	10212023test3	Default	Nisha Bora	10/2						
CertifID	Wire Fraud ...	Processing	10212024test3	Default	Nisha Bora	10/2						
RealEC	Exchange	Completed	2024101424	Default	360IntegrationTest@f...	10/2						
Scheduling ...	Data Sync	Completed	2024101424	Default	360IntegrationTest@f...	10/2						
SmartView	Order	In Progress			360IntegrationTest@f...	10/2						

The **agentTRAX Company/Underwriter Selection** window is displayed.

3. Click the **Next** button to open the **Title Services** window

agentTRAX - 10212023test3

AGENTTRAX

Keeping You On Track & On Time

Company/Underwriter Selection

☐ Remember my Selection

Please select the company and underwriter that you would like to use:

Company	Underwriter	Address	JacketAccess	CPLAccess
Test Title Company	FNTIC	123 Main Street	✓	✓
Test Title Company	CLTIC	123 Main Street	✓	✓
Test Title Company	CTIC	123 Main Street	✓	✓

Agent Name to be shown as : ☐ DBA ☒ LegalName ☐ Both

Refresh Data

Back

Next

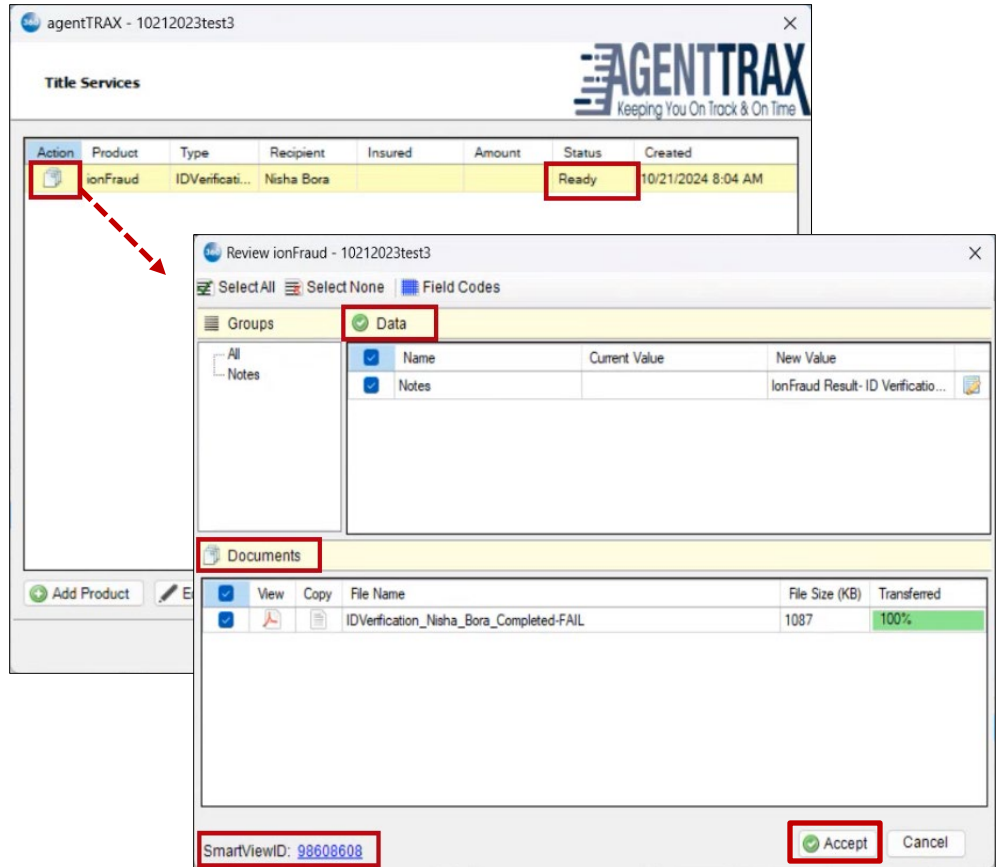
Close

The **Title Services** window shows the **IDVerification** entry for the corresponding order with a **Status** of **Ready**.


4. Click the **Action**  icon

The **Review ionFraud** window populates with the **Data** and **Document(s)** and the **SmartViewID** for the corresponding order.

5. Click the **Accept** button



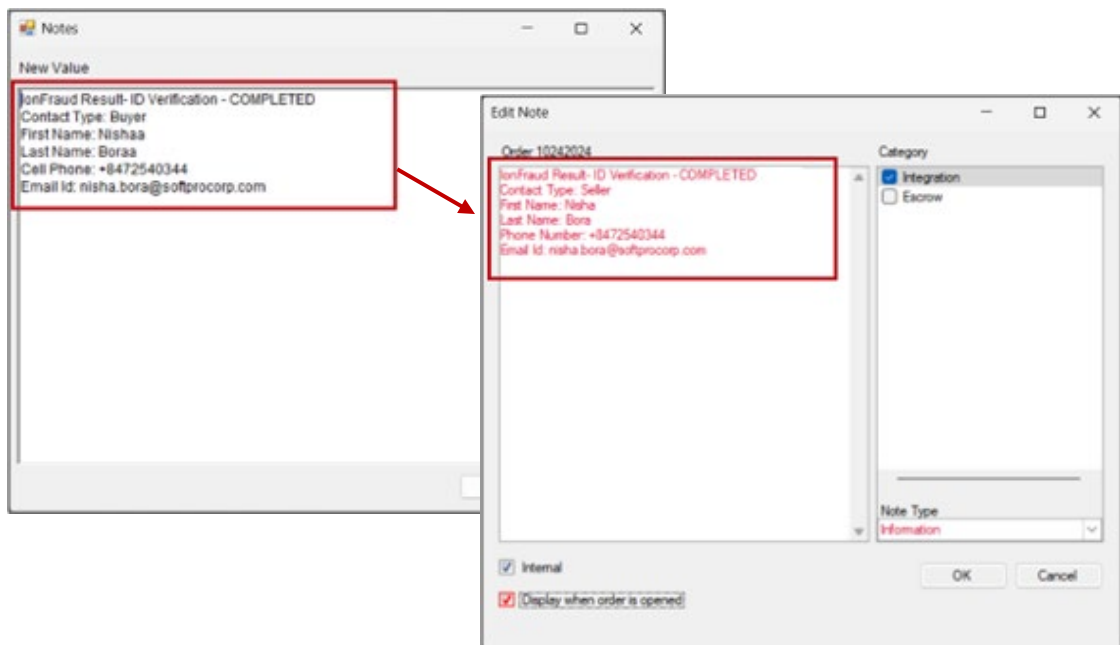
The screenshot shows the **agentTRAX - 10212023test3** window. The **Title Services** table has the following data:

Action	Product	Type	Recipient	Insured	Amount	Status	Created
	ionFraud	IDVerificati...	Nisha Bora			Ready	10/21/2024 8:04 AM

The **Review ionFraud - 10212023test3** dialog box is open, showing the following sections:

- Select All**, **Select None**, **Field Codes**
- Groups**: **Data** (checked), **Notes** (unchecked)
- Documents**: **View** (checked), **Copy** (unchecked), **File Name** (IDVerification\_Nisha\_Bora\_Completed-FAIL), **File Size (KB)** (1087), **Transferred** (100%)
- SmartViewID**: 98608608
- Accept** button (checked), **Cancel** button

Once accepted, the **Data** is written to the **Order Notes** in your Select Order and the **Documents** are uploaded to the Smartview order shown.



The screenshot shows the **Notes** window and the **Edit Note** dialog box. The **Notes** window displays the following text:

JonFraud Result- ID Verification - COMPLETED  
 Contact Type: Buyer  
 First Name: Nishaa  
 Last Name: Bora  
 Cell Phone: +8472540344  
 Email Id: nisha.bora@softprocorp.com

The **Edit Note** dialog box shows the following text:

Order: 10242024  
 JonFraud Result- ID Verification - COMPLETED  
 Contact Type: Seller  
 First Name: Nisha  
 Last Name: Bora  
 Phone Number: +8472540344  
 Email Id: nisha.bora@softprocorp.com

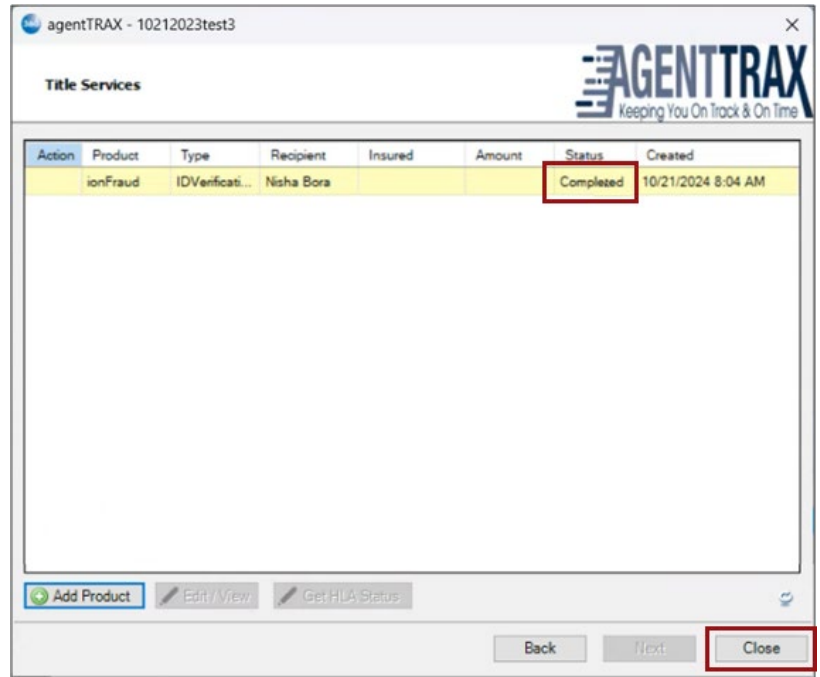
The **Edit Note** dialog box also shows the following options:

- Category**: **Integration** (checked), **Escrow** (unchecked)
- Note Type**: **Information**
- Internal** (checked)
- Display when order is opened** (checked)
- OK** button, **Cancel** button

## Requesting ID Verification with ionFRAUD

The **Title Services** window displays and the transaction **Status** is updated to show **Completed**.

- Click the **Close** button to exit the integration



The **360 Queue** is now updated to show the **Status** as **Completed** and the **Event** shows the ID Verification status as **Completed – Pass**.

Queue														
Views: All Transaction Filter: FNF														
Provider	Service	Status	Linked Order	Linked Profile	Created By	Created On	Completed	Provider	Category	Description	Provider	Event	Contact	Transaction Number
FNF	ionFraud	Completed	ACCEPTAUTOMATION	Default	Nisha Bora	10/21/2024 1:43 PM				Underw...		Completed-PASS	S - Nisha Bora	410060-70-241021-297840
FNF	ionFraud	Ready	submitautomationforboth	Default	Nisha Bora	10/21/2024 1:27 PM				Underw...		Completed-FAIL	S - Nisha Bora	410060-70-241021-297836
FNF	ionFraud	Ready	submitautomationforboth	Default	Nisha Bora	10/21/2024 1:27 PM				Result Found ...			AbsenteeOwner	410060-70-241021-297835