
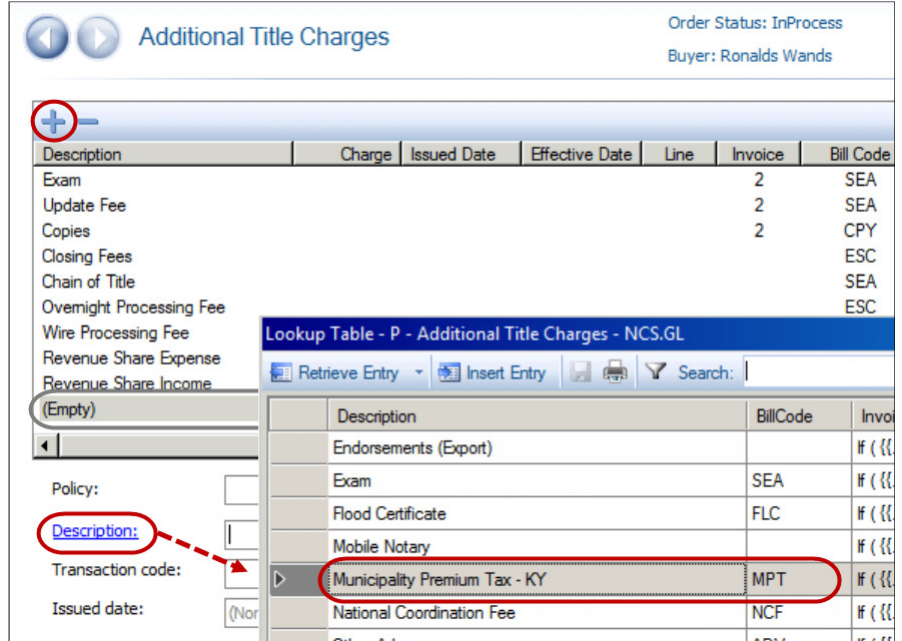
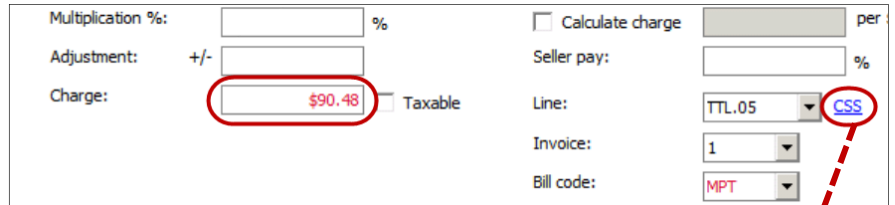


Once you have determined the total premium and endorsement tax using the National Rate Calculator (NRC) follow these steps to enter the Kentucky sales tax in your order.

1. Navigate to the **Additional Title Charges** screen
2. Click the Add **Additional Title Charge**  icon to add a new entry in the grid
3. Click the **Description** link (below the grid)
4. Double-click the **Municipality Premium Tax – KY** entry

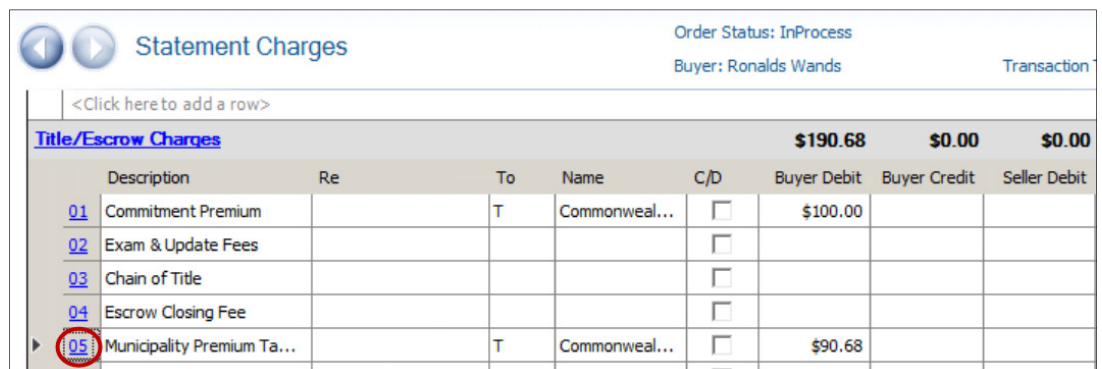


5. In the **Charge** field, enter the applicable amount



If you need to split the charge between the Buyer and Seller,

6. Click the **CSS** link
7. Click the **Line** number link of the corresponding entry



8. In the **Seller pay** field, enter the percent the Seller is paying
9. Click the **Close** button

Title/Escrow Charges
Charges for Line 05

Description	Re	To	Buyer Debit	Buyer Credit	Seller Debit	Seller Credit
1 Municipality Premium Tax - KY		T	\$45.34		\$45.34	

Details | Payors | Payees

1 Municipality Premium Tax - KY Re: To: T Name: Commonwealth Land Title Insurance Compan

☐ POC
☐ Taxable

Buyer/Borrower
 Debit: \$45.34 Credit:

Seller
 Debit: \$45.34 Credit:

Seller pay: **50.00** %
 Bill code: MPT

The corresponding amounts show in the **Buyer Debit** and **Seller Debit** fields.

Title/Escrow Charges						\$145.24	\$0.00	\$45.24	\$0.00
Description	Re	To	Name	C/D	Buyer Debit	Buyer Credit	Seller Debit	Seller Credit	
01 Commitment Premium		T	Commonwealt...	<input type="checkbox"/>	\$100.00				
02 Exam & Update Fees				<input type="checkbox"/>					
03 Chain of Title				<input type="checkbox"/>					
04 Escrow Closing Fee				<input type="checkbox"/>					
05 Municipality Premium Ta...		T	Commonwealt...	<input type="checkbox"/>	\$45.24		\$45.24		
06				<input type="checkbox"/>					