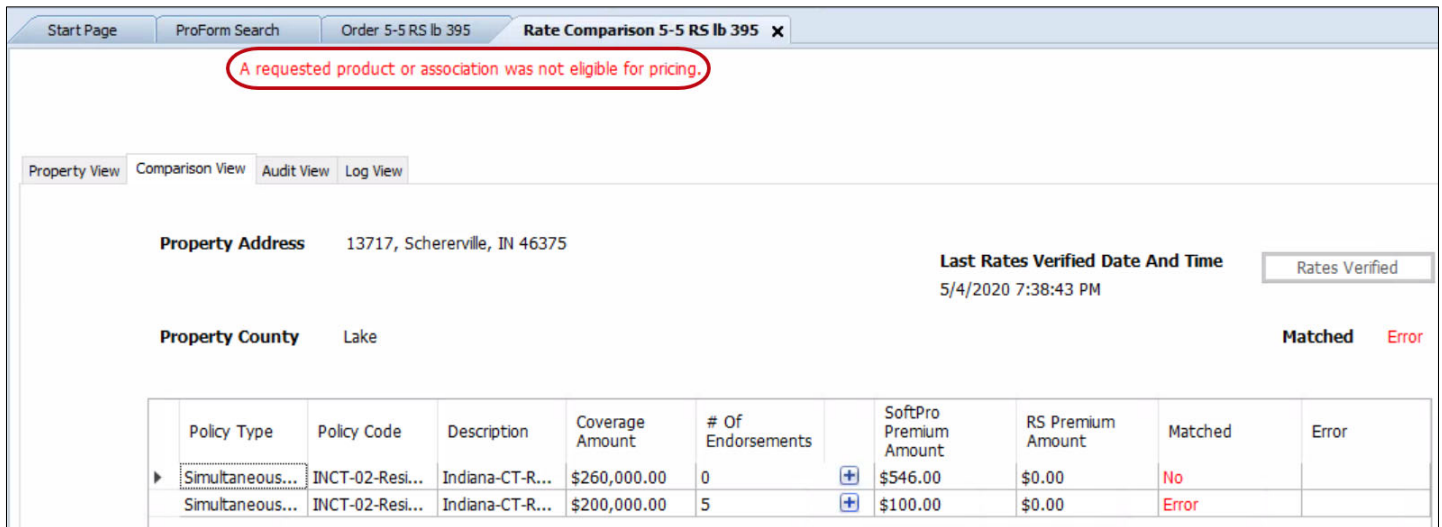


Clearing Incompatible Endorsements


If an endorsement is selected in SoftPro Select that is incompatible with the policy being issued (i.e., endorsement selected in a residential order that is approved for commercial properties only), an error is shown when running your rate verification because the product could not be priced.

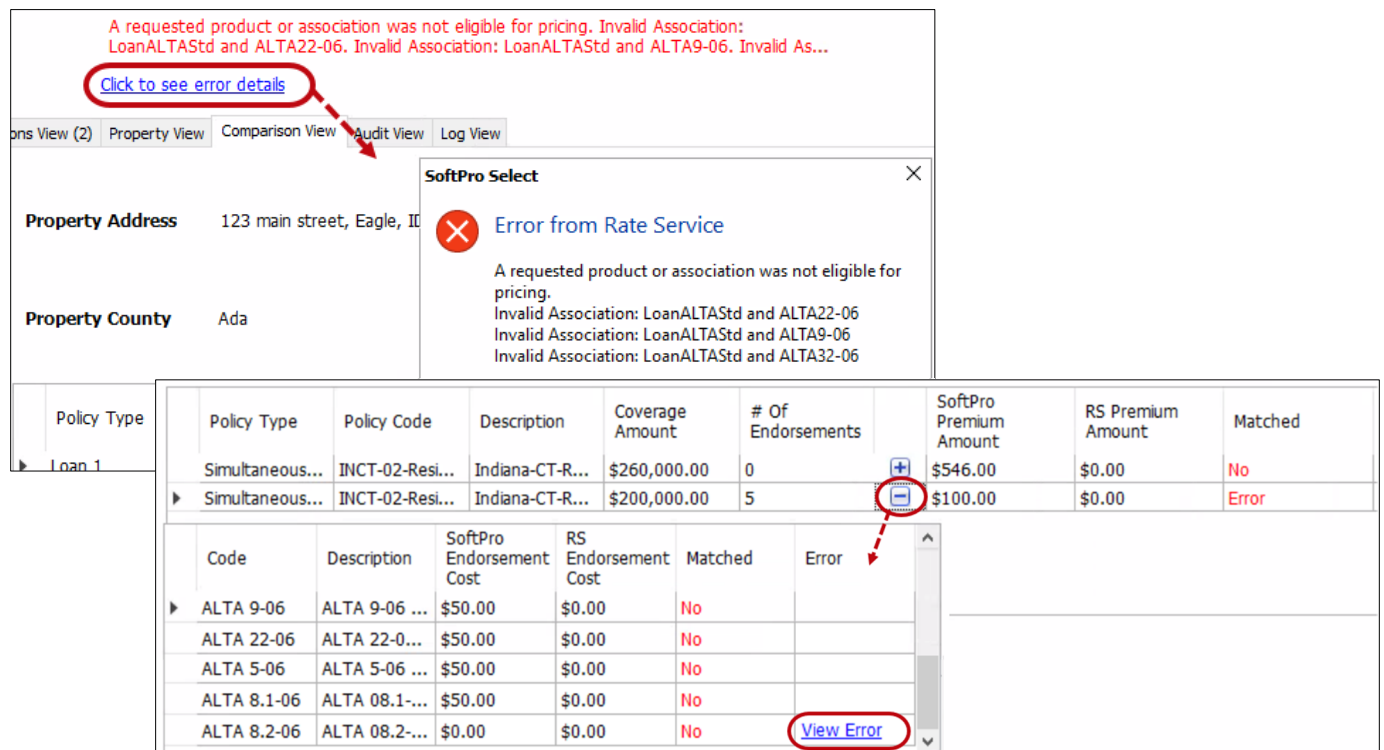
When you click the **Compare Rates** link, an error message shows if you selected an incompatible endorsement.



Policy Type	Policy Code	Description	Coverage Amount	# Of Endorsements	SoftPro Premium Amount	RS Premium Amount	Matched	Error
Simultaneous...	INCT-02-Resi...	Indiana-CT-R...	\$260,000.00	0	\$546.00	\$0.00	No	
Simultaneous...	INCT-02-Resi...	Indiana-CT-R...	\$200,000.00	5	\$100.00	\$0.00	Error	

To view the error,


1. Click the **Click to see error details** links; the error details link may appear below the error message or may be accessible by clicking the **Expand Endorsements**  icon for the entry with the **Error** notation

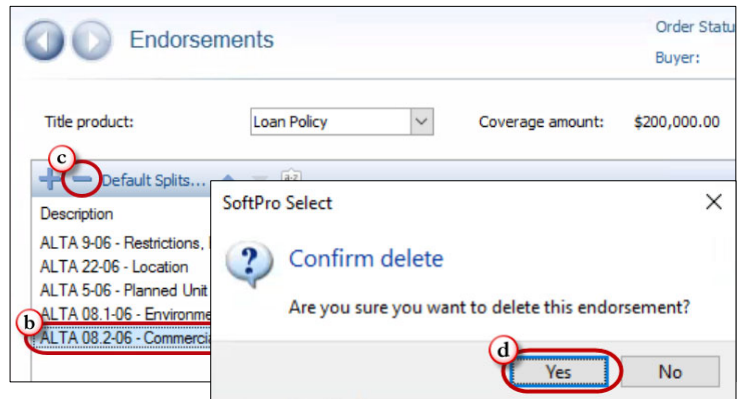


Code	Description	SoftPro Endorsement Cost	RS Endorsement Cost	Matched	Error
ALTA 9-06	ALTA 9-06 ...	\$50.00	\$0.00	No	
ALTA 22-06	ALTA 22-0...	\$50.00	\$0.00	No	
ALTA 5-06	ALTA 5-06 ...	\$50.00	\$0.00	No	
ALTA 8.1-06	ALTA 08.1-...	\$50.00	\$0.00	No	
ALTA 8.2-06	ALTA 08.2-...	\$0.00	\$0.00	No	View Error

Clearing Incompatible Endorsements

You have three options to move past the error.

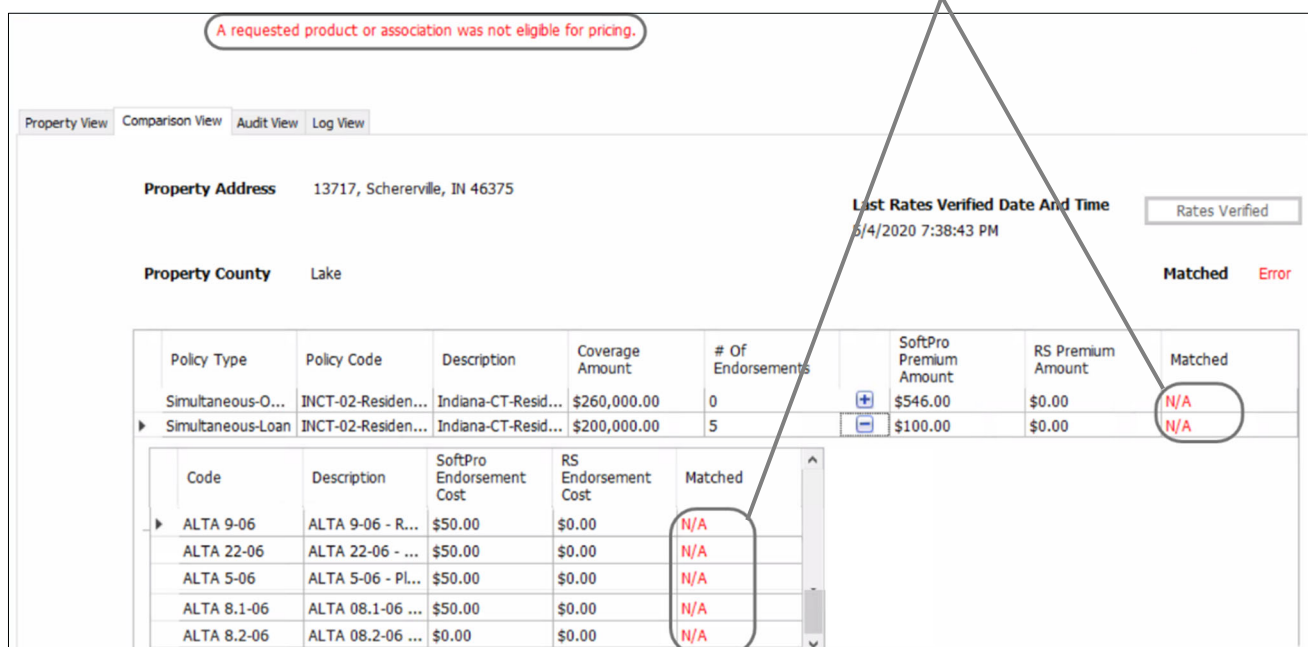
- › Remove the endorsement from the order
 - a. Navigate to the **Endorsements** screen
 - b. Highlight the endorsement causing the error
 - c. Click the **Delete Endorsement**  icon
 - d. Click **Yes** to confirm deletion
 - e. Re-Verify your rates



- › Skip Rates Verification
 - a. From the **Rate Comparison** tab, click the **Property View** tab
 - b. Click the **Skip Rates Verification** link




The error message remains on the **Rate Comparison** tab but the **Matched** fields now show N/A.



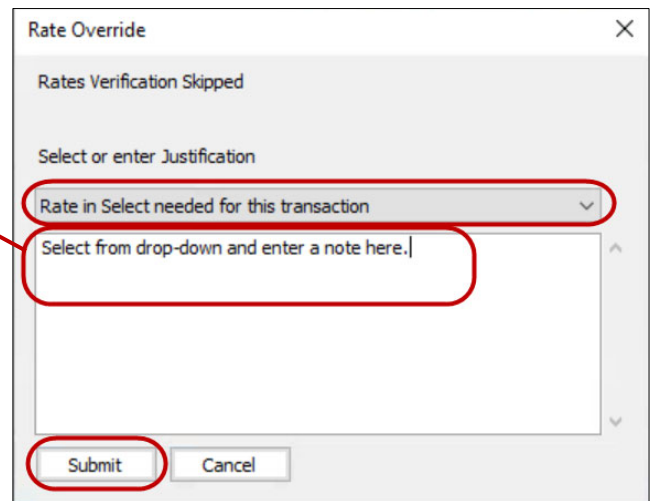
Clearing Incompatible Endorsements

- c. Click the **Comparison View** tab
- d. Click the **Rates Verified** button



- e. From the **Justification** drop-down, select a stated justification; you can also enter additional information in the notes field
- f. Click the **Submit** button

The justification is written to the **Order Notes** screen and to smartview when the order is saved.



- › Contact your Title Manager if you feel the endorsement in question is incorrectly identified as incompatible for the policy to be issued. The endorsement may be authorized by the State but not by Underwriting. If approved, follow the **Skip Rate Verification** process and add to your note that Underwriting approved.