


Entering a Butler Rebate on the CSS

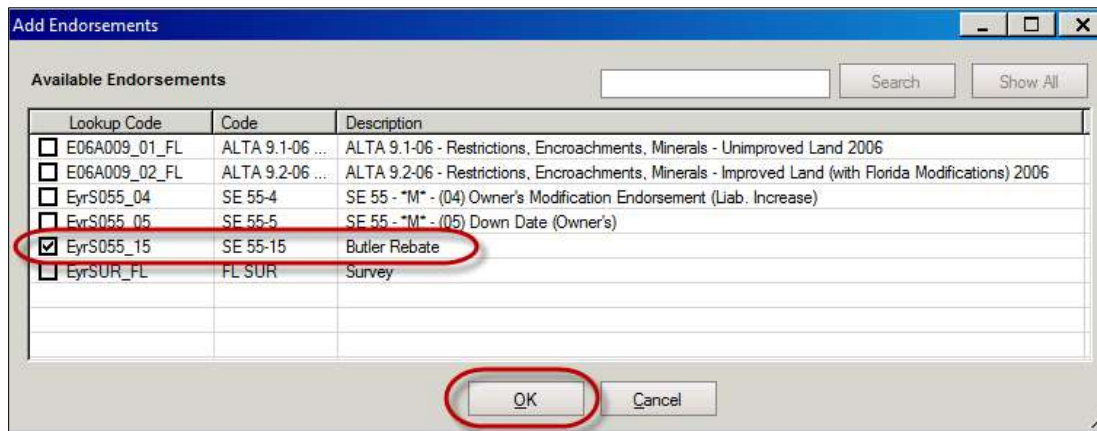
Follow these steps to enter a Butler Rebate.

1. Navigate to the **Endorsements** screen
2. In the **Title product** drop-down, select **Owner's Policy**
3. Click the **Add Endorsement**  icon



The screenshot shows the 'Endorsements' screen. The 'Title product' dropdown is set to 'Owner's Policy'. The 'Coverage amount' is \$345,000.00. The '+ Default Splits...' button is circled in red.

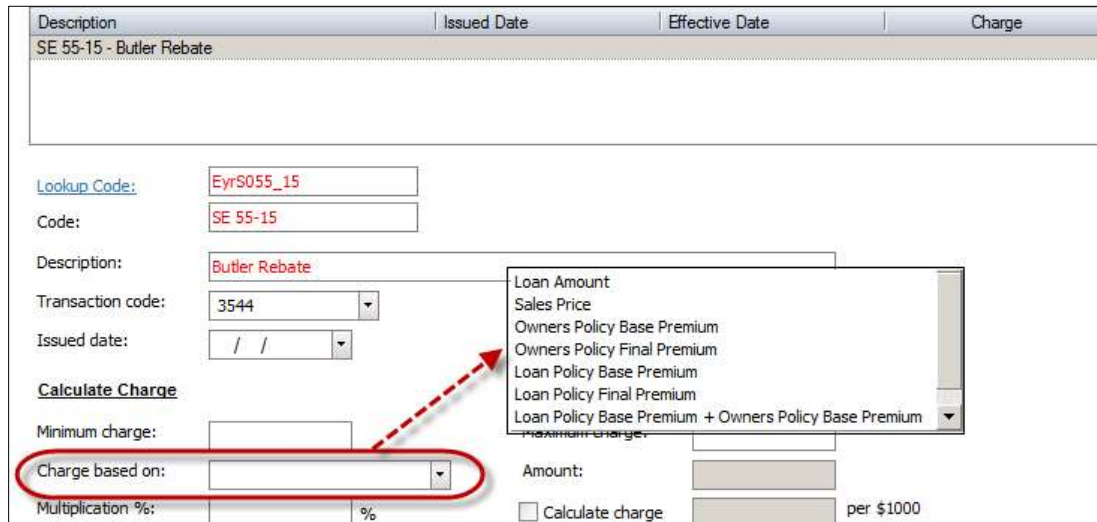
4. Check the Butler Rebate endorsement; click **OK**



The screenshot shows the 'Add Endorsements' dialog box. The 'Available Endorsements' table lists several options. The 'Butler Rebate' endorsement (EyrS055_15) is selected with a checkmark. The 'OK' button is circled in red.

Lookup Code	Code	Description
<input type="checkbox"/> E06A009_01_FL	ALTA 9.1-06 ...	ALTA 9.1-06 - Restrictions, Encroachments, Minerals - Unimproved Land 2006
<input type="checkbox"/> E06A009_02_FL	ALTA 9.2-06 ...	ALTA 9.2-06 - Restrictions, Encroachments, Minerals - Improved Land (with Florida Modifications) 2006
<input type="checkbox"/> EyrS055_04	SE 55-4	SE 55 - "M" - (04) Owner's Modification Endorsement (Liab. Increase)
<input type="checkbox"/> EyrS055_05	SE 55-5	SE 55 - "M" - (05) Down Date (Owner's)
<input checked="" type="checkbox"/> EyrS055_15	SE 55-15	Butler Rebate
<input type="checkbox"/> EyrSUR_FL	FL SUR	Survey

5. In the **Charge Based on** drop-down, select the appropriate option



The screenshot shows the 'Charge Based on' dropdown menu. The dropdown is open, showing options like 'Loan Amount', 'Sales Price', 'Owners Policy Base Premium', etc. The 'Charge based on:' dropdown is circled in red, and a red arrow points to the 'Loan Amount' option.

Description	Issued Date	Effective Date	Charge
SE 55-15 - Butler Rebate			

Lookup Code: EyrS055_15
 Code: SE 55-15
 Description: Butler Rebate
 Transaction code: 3544
 Issued date: / /
 Calculate Charge
 Minimum charge:
 Charge based on:
 Multiplication %: %
 Amount:
☐ Calculate charge per \$1000

Entering a Butler Rebate on the CSS

6. In the **Multiplication %** field, enter the credit percentage

7. In the **Charge** field, press the **F2** key

8. Enter a minus (-) sign before the dollar (\$) sign to create the credit; press the **Tab** key

9. Verify a **Line** is assigned in the applicable CSS section

Calculate Charge

Minimum charge:

Charge based on: Owners Policy Final Premium

Multiplication %: %

Adjustment: +/-

Charge:

Calculate Charge

Minimum charge:

Charge based on: Owners Policy Final Premium

Multiplication %: %

Adjustment: +/-

Charge: ☐ Taxable

Maximum charge:

Amount:

☐ Calculate charge per \$1000

Seller pay: %

Line: TTL.04 CSS

Invoice:

Bill code: