


Entering a Butler Rebate on the CDF

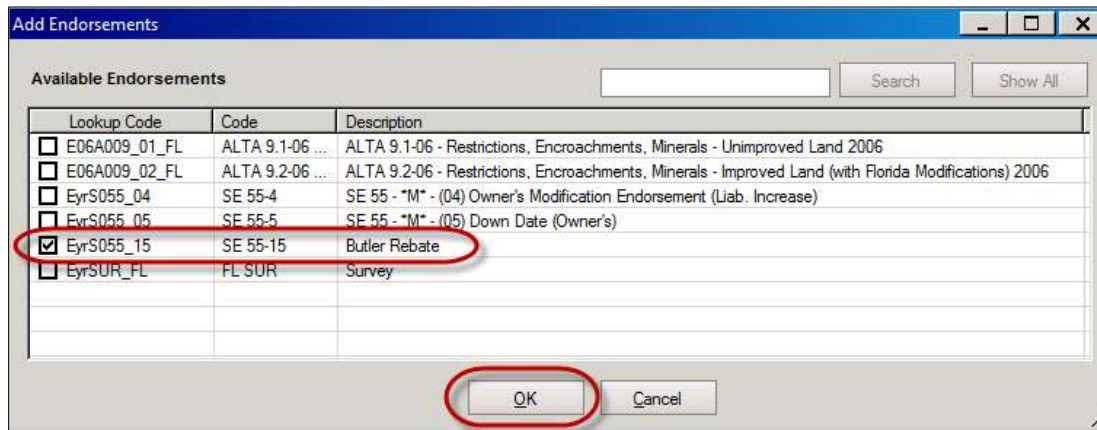
Follow these steps to enter a Butler Rebate.

1. Navigate to the **Endorsements** screen
2. In the **Title product** drop-down, select **Owner's Policy**
3. Click the **Add Endorsement**  icon



The screenshot shows the 'Endorsements' screen. The 'Title product' dropdown is set to 'Owner's Policy' and is circled in red. The 'Coverage amount' is \$345,000.00. The '+ Default Splits...' button is also circled in red. Below is a table with columns 'Description' and 'Issued Date'.

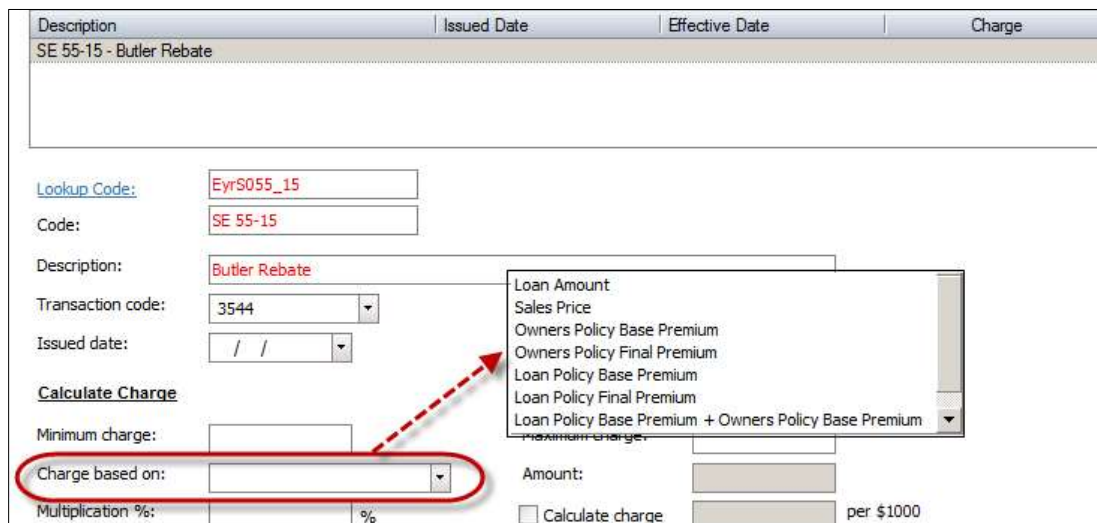
4. Check the **Butler Rebate** endorsement check box; click **OK**



The screenshot shows the 'Add Endorsements' dialog box. It contains a table of available endorsements. The row for 'EyrS055_15' with description 'Butler Rebate' is selected and circled in red. The 'OK' button at the bottom is also circled in red.

Lookup Code	Code	Description
<input type="checkbox"/> E06A009_01_FL	ALTA 9.1-06 ...	ALTA 9.1-06 - Restrictions, Encroachments, Minerals - Unimproved Land 2006
<input type="checkbox"/> E06A009_02_FL	ALTA 9.2-06 ...	ALTA 9.2-06 - Restrictions, Encroachments, Minerals - Improved Land (with Florida Modifications) 2006
<input type="checkbox"/> EyrS055_04	SE 55-4	SE 55 - "M" - (04) Owner's Modification Endorsement (Liab. Increase)
<input type="checkbox"/> EyrS055_05	SE 55-5	SE 55 - "M" - (05) Down Date (Owner's)
<input checked="" type="checkbox"/> EyrS055_15	SE 55-15	Butler Rebate
<input type="checkbox"/> EyrSUR_FL	FL SUR	Survey

5. In the **Charge Based on** drop-down, select the appropriate option



The screenshot shows the 'Charge Based on' dropdown menu. The dropdown is open, showing options like 'Loan Amount', 'Sales Price', 'Owners Policy Base Premium', etc. The 'Charge based on:' field is circled in red, and a red dashed arrow points to the dropdown menu.

Description	Issued Date	Effective Date	Charge
SE 55-15 - Butler Rebate			

Lookup Code: EyrS055_15
 Code: SE 55-15
 Description: Butler Rebate
 Transaction code: 3544
 Issued date: / /
 Calculate Charge
 Minimum charge:
 Charge based on:
 Multiplication %: %
 Amount:
☐ Calculate charge per \$1000

Entering a Butler Rebate on the CDF

- In the **Multiplication %** field, enter the credit percentage
- In the **Charge** field, press the **F2** key

Calculate Charge

Minimum charge:

Charge based on: **Owners Policy Final Premium**

Multiplication %: %

Adjustment: +/-

Charge:

- Enter a minus (-) sign before the dollar (\$) amount to create the credit; press the **Tab** key

Calculate Charge

Minimum charge:

Charge based on: **Owners Policy Final Premium**

Multiplication %: %

Adjustment: +/-

Charge:

Maximum charge:

Amount:

☐ Calculate charge

Seller pay: %

Line: **H.07** **CDF: 1** **Title - Butler Rebate**

Invoice:

Bill code:

- Verify the **Line** drop-down reflects the appropriate CDF Page 2 section

- > Loan Policy = **C. Services Borrower Did Shop For**
- > Owners Policy = **H. Other**

NOTE: The **Line** description auto-populates to include the prefix **Title**.

Because each CDF section sorts alphabetically once the order is saved, the Line number may change from what is initially selected.

Before

H. Other					\$837.50	
	Description	Re	To	Name	Borrower-Paid At Closing	Borrower-Paid Before Closing
01	HOA Processing Fee		HOA	Happy Homeo...	\$75.00	
02	Home Warranty Fee		O3	American Home...		
03	Real Estate Commission		LB	Century 22		
04	Real Estate Commission		SB	Kelly Williams		
05						
06	Title - Owner's Title Insura...		A	Fidelity Nationa...	\$1,250.00	
07	Title - Butler Rebate		A	Fidelity Nationa...	(\$487.50)	
08						

After

H. Other				
	Description	Re	To	Name
01	HOA Processing Fee		HOA	Happy Homeo...
02	Home Warranty Fee		O3	American Home...
03	Real Estate Commission		LB	Century 22
04	Real Estate Commission		SB	Kelly Williams
05	Title - Butler Rebate		A	Fidelity Nationa...
06	Title - Owner's Title Insura...		A	Fidelity Nationa...
07				
08				