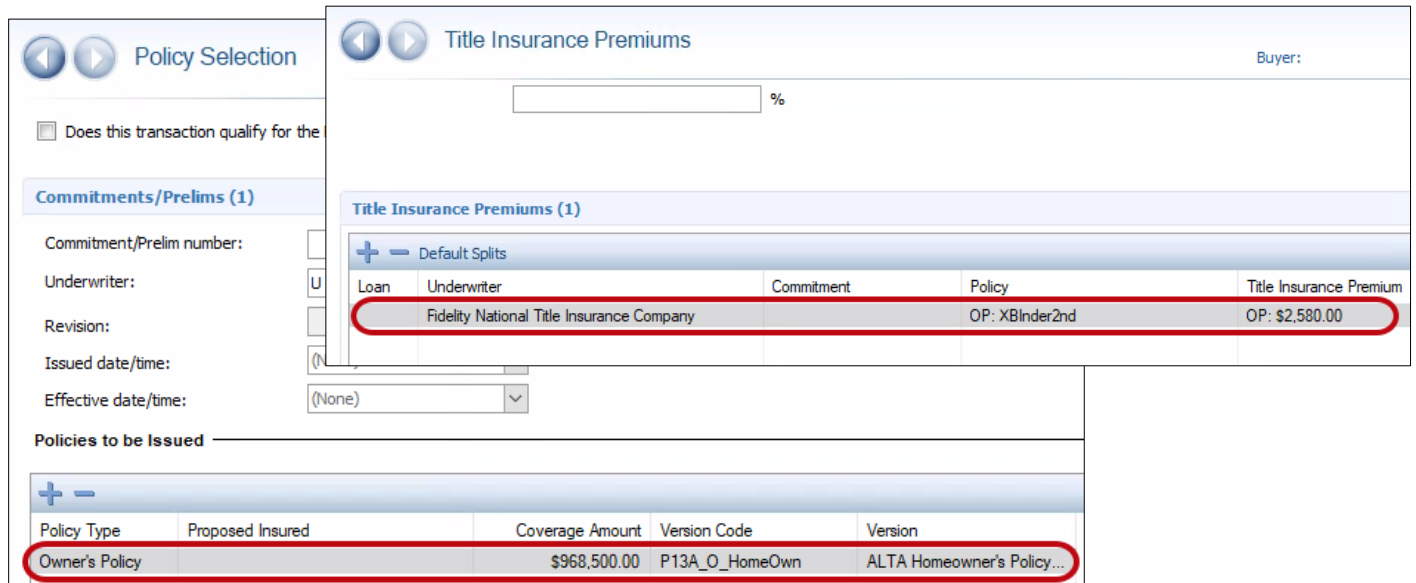


The Binder Credit is available for both the Owner's and Loan Policies and applies to in-county and out-of-county orders. Follow these steps to enter a Binder Credit.

Resale Order – Applying the Credit

1. Navigate to the **Title Insurance Premiums** screen
2. Verify the Owner's Policy premium is shown
3. Navigate to the **Policy Selection** screen
4. Verify the Policy is populated



Title Insurance Premiums

Buyer:

Does this transaction qualify for the

Commitments/Prelims (1)

Commitment/Prelim number:

Underwriter:

Revision:


Issued date/time:

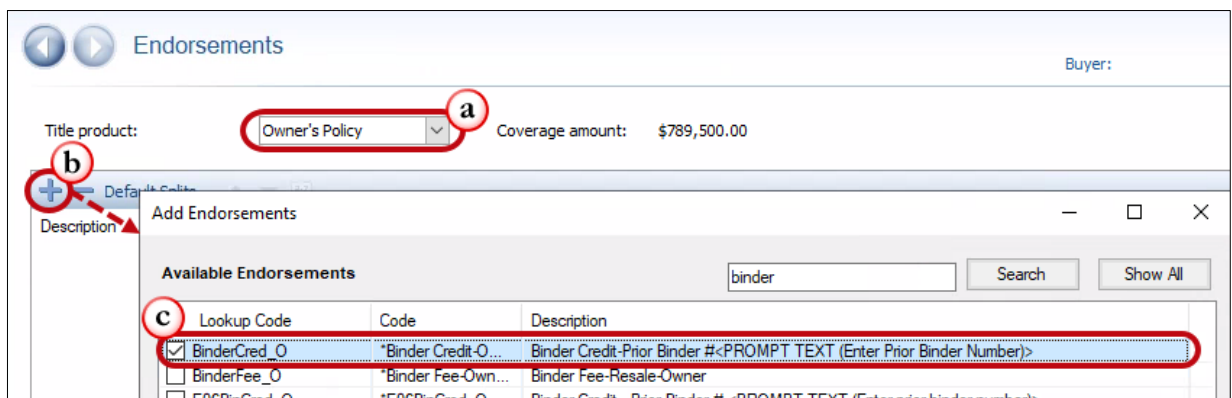
Effective date/time:

Policies to be Issued

Loan	Underwriter	Commitment	Policy	Title Insurance Premium
	Fidelity National Title Insurance Company		OP: XBinder2nd	OP: \$2,580.00

Policy Type	Proposed Insured	Coverage Amount	Version Code	Version
Owner's Policy		\$968,500.00	P13A_O_HomeOwn	ALTA Homeowner's Policy...

5. Navigate to the **Endorsements** screen
6. Add the Binder Credit
 - a) Verify the **Title product** = **Owner's Policy**; select if needed
 - b) Click the **Add Endorsements**  icon
 - c) Search for, and select the **Binder Credit-Prior Binder** endorsement; click **OK**



Endorsements

Buyer:

Title product: Owner's Policy Coverage amount: \$789,500.00

Add Endorsements

Available Endorsements

Lookup Code	Code	Description
<input checked="" type="checkbox"/> BinderCred_O	*Binder Credit-O...	Binder Credit-Prior Binder #<PROMPT TEXT (Enter Prior Binder Number)>
<input type="checkbox"/> BinderFee_O	*Binder Fee-Own...	Binder Fee-Resale-Owner
<input type="checkbox"/> F06BinCred_O	*F06BinCred_O	Binder Credit - Prior Binder # <PROMPT TEXT (Enter prior binder number)>

d) Enter responses to the prompts, click **OK** after each to continue

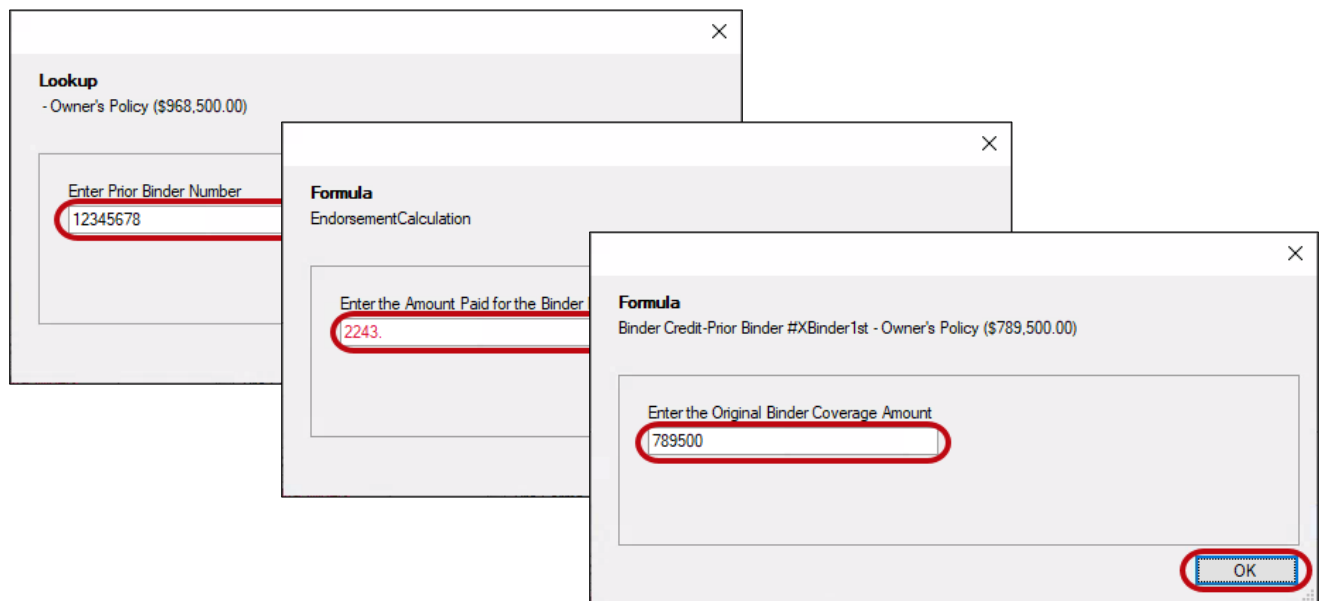
i. **Enter Prior Binder Number**

NOTE: Enter the Title Order Number (obtained from Title) not the Escrow number Out of county orders.

ii. **Enter the Amount Paid for the Binder NOT to EXCEED the new Title Premium**

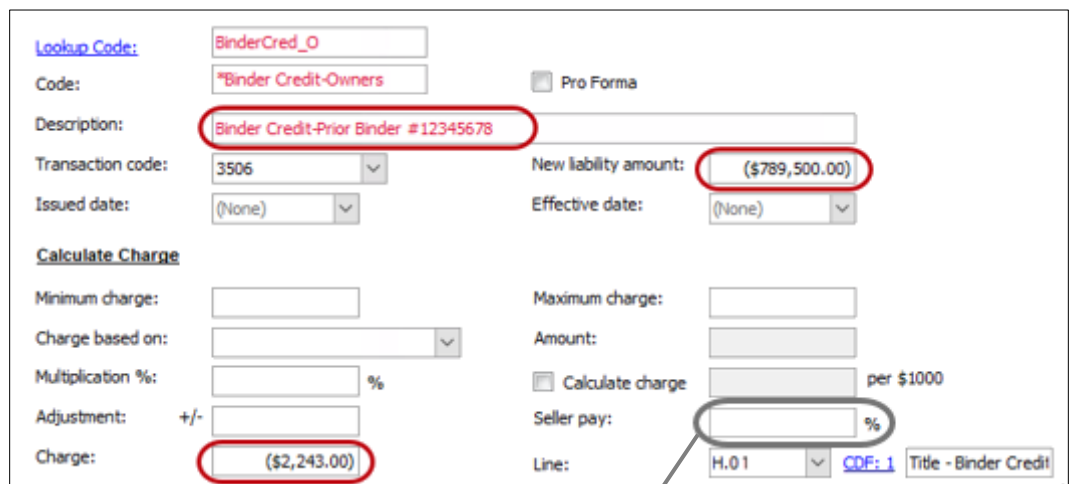
NOTE: This is the Owner's Policy Premium from the acquisition order.

iii. **Enter the Original Binder Coverage Amount**



Once the endorsement is added, the following fields are populated for you.

- > **Description** includes the prior binder number
- > **New liability amount** shows the original binder coverage amount as a negative amount
- > **Charge** shows the amount previously paid as a credit



NOTE: Enter the applicable percentage in the **Seller pay** field if the credit should be applied to the Seller.